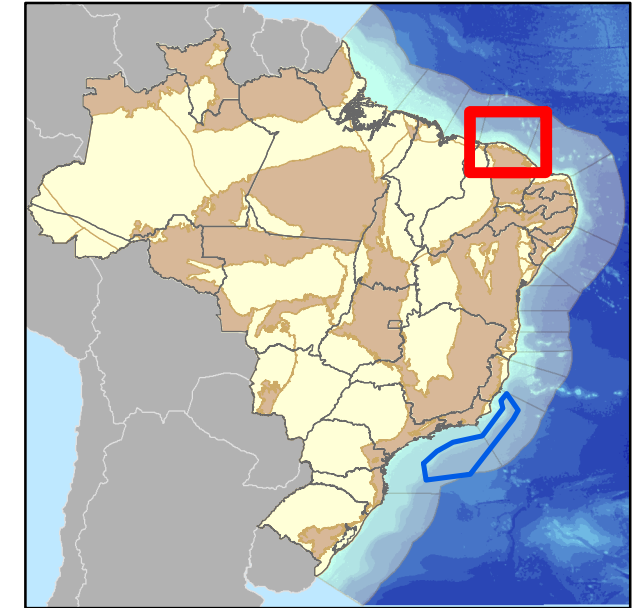
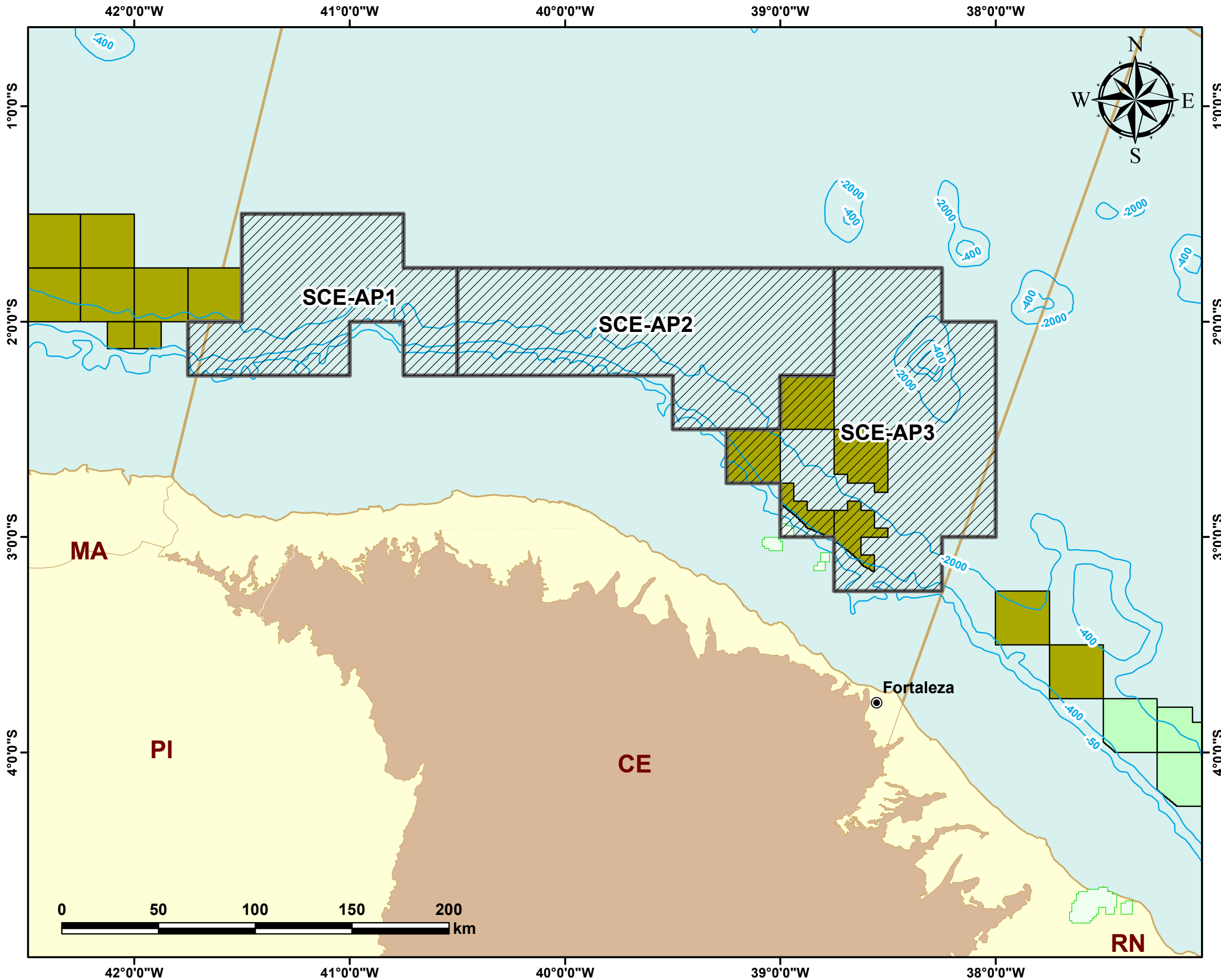









Setores SCE-AP1, SCE-AP2 e SCE-AP3 - Bacia do Ceará

SCE-AP1, SCE-AP2 and SCE-AP3 Sectors - Ceará Basin



Legenda / Legend

-  Setor R18 / R18 Sector
-  Rodada 7 / Round 7
-  Rodada 11 / Round 11
-  Campos de Produção / Oil Fields
-  Linhas Batimétricas / Bathymetrics Lines
-  Bacia Sedimentar / Sedimentary Basin
-  Embasamento / Basement Units

Data de atualização: 06/09/2018
 Datum: SIRGAS 2000
 Escala: 1:2.000.000
 ANP/SDT